

Kingsfield Chronicle

Week ending: 26.02.21



Ready, Respectful, Safe

Dear Parents / Carers,

I hope you had a lovely half-term and were able to enjoy the slightly warmer and drier weather. We are thrilled to be able to have all children back in school on Monday 8th March. The finer details, including the updating of our risk assessment, are currently being arranged so I will be writing to you at the start of next week with more information. The arrangements will be very similar to those before Christmas. Wraparound care will commence on Monday 8th March.

In light of re-opening, please can you check all school uniform to ensure that it is named clearly. We still have some uniform available to buy at the lower cost from in-house stock. If you wish to know more, please contact the school office.

Have a lovely weekend.

Mrs. Coates

Remote Learning

Due to children's return to school, remote learning will cease on Friday 5th March. In future weeks / months, remote learning will only be offered to children who are at home, self-isolating.

Therefore, please make sure any work that you would like to be marked or submitted to the learning wall is sent through by next Friday.

RSE Education

I am in the process of creating a leaflet for parents / carers regarding *Relationships and Sex Education* (known as RSE). If you would like to be involved in helping to create the content for this leaflet, please get in touch with me before Friday 5th March.

I can be contacted at
lculyer@kingsfield.cambs.sch.uk.

Thank you.

Mrs. Culyer, PSHE Leader

Diary Dates

New dates will be added weekly so please do read this section each week.

March 2021

15th - 19th - Science Week

19th - Red Nose Day

26th - End of term

April 2021

12th - Training day cancelled (this day was used in December instead to support the lockdown)

12th (not the 13th) Summer Term starts for children

May 2021

3rd - 9th - Book Week

6th - Class photographs

31st May - 4th June Half term

June 2021

7th - 11th - Year 2 phonics screening check

30th June - Cromwell transition day #1

July 2021

12th—15th - Year 6 Bikeability



1. Katherina DeP.	Rock Legend	4C
2. Isaac L.	Rock Legend	5T
3. Evie L.	Rock Legend	4C
4. Tyler S.	Rock Legend	5T
5. Adam G.	Rock Star	5T
6. Rory J.	Rock Star	6L
7. Kaiden W.	Rock Star	5T
8. Alistair B.	Rock Star	5T
9. Bethany-Rose B.	Rock Star	5DC
10. Oscar W.	Rock Star	4P

Well done to these TT Rock Stars!

Maths Vocabulary

As we explained last time, children are going to be taught a different word each week based on their year group's vocabulary bank. This week's word is from Year 5.

We are going to put examples in the newsletter each week so that you can see the language that we use in school.

Word of the week: **equivalent**

The term *equivalent* refers to two values, numbers or quantities which are the same.

$$1 = \begin{matrix} 0.1 & 0.1 & 0.1 & 0.1 & 0.1 \\ 0.1 & 0.1 & 0.1 & 0.1 & 0.1 \end{matrix}$$

1 is equivalent to

Can you explain what *equivalent* means to someone else?

Can you use *equivalent* in a sentence?

$$0.1 = \begin{matrix} 0.01 & 0.01 & 0.01 & 0.01 & 0.01 \\ 0.01 & 0.01 & 0.01 & 0.01 & 0.01 \end{matrix}$$

0.1 is equivalent to

Can you use images to explain what *equivalent* means?

$$0.01 = \begin{matrix} 0.001 & 0.001 & 0.001 & 0.001 & 0.001 \\ 0.001 & 0.001 & 0.001 & 0.001 & 0.001 \end{matrix}$$

0.01 is equivalent to

Kingsfield Chronicle

Week ending: 26.02.21



Ready, Respectful, Safe



Innovating for the future



Crunchy architecture you can eat

About this activity

This activity is ideal to do at home. It encourages children to be creative and think of innovative designs to build some crunchy architecture with biscuits, wafers, crackers and edible cement.

Time

30 minutes

Kit list

- Different shaped biscuits and/or crackers, wafers
- Dark chocolate
- Bowl, water and saucepan
- Baking paper
- Cooker / microwave

Next steps

Discover more playful activities and inspire children to become creative scientists at okido.com

Instructions

- 1 Make the edible cement by melting some small pieces of chocolate in a 'bain marie' (a bowl on top of a pan of boiling water) or microwave. (An adult should do this.)
- 2 Use the melted chocolate like glue. When the chocolate goes hard, it will stick the biscuits together.
- 3 Make some edible biscuit buildings with multiple floors or even a roof! With chocolate stick biscuits you can build thin shapes. Pile up wafers like wooden blocks. Build a strong floor by sticking together two layers of rich tea biscuits. Construct strong posts by filling a biscuit hole with chocolate and sticking in a round wafer. Thin crackers make good, strong roofs.
- 4 When you get bored, pretend to be a giant and eat your biscuit buildings.



Think and talk about

- ✓ What did you build?
- ✓ What shapes of biscuits / crackers / wafers are good for the roof? Floors?
- ✓ Why did you use this biscuit for this part of your building?

Skill unlocked

- ✓ Creative
- ✓ Problem solving



Watch out!

- ⚠ Wash hands before you start.
- ⚠ Children should only eat buildings created by them or members of their household.
- ⚠ Be careful not to get the chocolate too hot. Check that the temperature of the melted chocolate is not over 25°C before using it. Transfer melted chocolate into a bowl and keep the hot saucepan out of children's reach to prevent burns or injuries.
- ⚠ Check children's allergies beforehand and modify materials accordingly.
- ⚠ This activity can be messy so it would be good to put aprons on.

Science Week - Crunchy Architecture Challenge



This term, we are excited to be taking part in this year's Science Week using the theme 'Innovating the Future.' All children will have lots of opportunities to explore this theme through our STEM week 8th-12th March 2021.

We would hate for you to miss out on the fun at home though! Please see the attached poster for a 'Crunchy Architecture' Challenge. If you choose to take part, please send in photos of your challenge directly to Mrs Dickinson with your child's name and class. There will be some prizes and certificates for the most innovative designs! Photos need to be in by Monday 22nd March please.

Have fun innovating!

Mrs Dickinson, Science Leader

Jackson and Bethany have created a French wordsearch!



Gallery of Work

Kingsfield Chronicle

Week ending: 26.02.21





Ready, Respectful, Safe



Isaac, Maria and Olivia drew pictures of parrots for their art work.



Lots of words were found from **VALENTINE**.



Max wrote a newspaper article.

Child Found Abandoned!



Young girl found all alone in an empty bungalow after her family were killed by Cholera.

Yesterday afternoon, officers who were searching the empty bungalow, found the confused girl hiding in her nursery. She appeared dirty, unwell (yellow in colour) and hadn't eaten for days. The child was unaware that her family were dead and the servants had either died or run away in fear.

The officers reported that the girl had been completely forgotten and no one knew she was there. They were surprised to find her alive.

Later that day, the girl was taken in to hospital to be checked over. It is not known what will happen to the girl next and if she will be taken in to care.

Gallery of Work